

- All properties
- Animations
- Backgrounds
- Box model
- Flexbox
- CSS Grid
- Positioning
- Transitions
- Typography**

Search for a property

- color
- font-family
- font-size
- font-style
- font-variant
- font-weight
- font
- letter-spacing
- line-height
- text-align
- text-decoration
- text-indent
- text-overflow
- text-shadow
- text-transform
- white-space
- word-break



Grow sales with Mailchimp's Customer Journey Smarts. Starting at \$14.99/mo.

ads via Carbon

Typography in CSS

The CSS properties that allow you to define the color, size, spacing, and shape of text

Share this page



New!

My 44-page ebook "CSS in 44 minutes" is out! 😊

Get it now →



Microsoft Azure — Pay less for Windows Server and SQL Server – with Azure.

AD

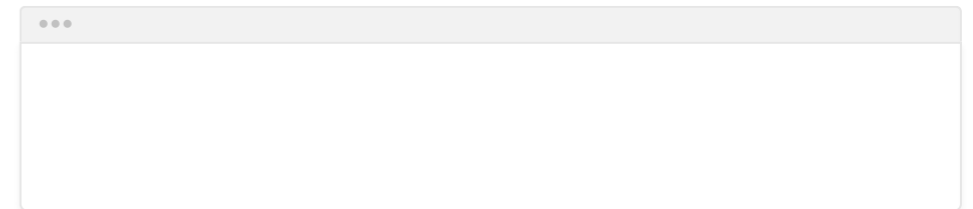
color

In collection: [Typography](#) [Permalink](#) [Share](#) [Can I use](#) [MDN](#)

Defines the color of the **text**.


```
color: transparent;
```

Applies a **transparent** color to the text. The text will still take up the space it should.



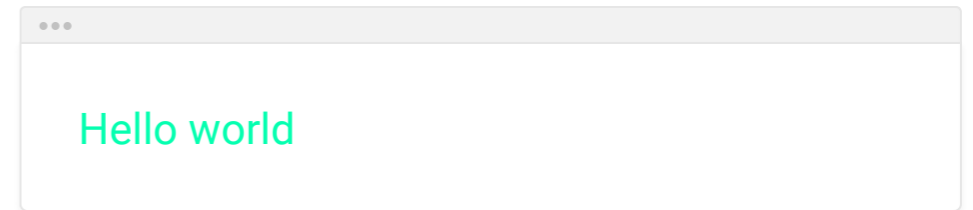
```
color: red;
```

You can use one of the **140+ color names**.



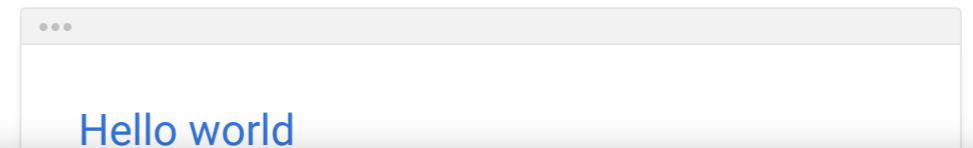
```
color: #05fffb;
```

You can use **hexadecimal** color codes.



```
color: rgb(50, 115, 220);
```

You can use **rgb()** color codes:



A free visual guide to CSS Created by @jgthms

Share

Star 4,261



- the third value is for `blue`

Each of them can have a value between **0** and **255**.

```
color: rgba(0, 0, 0, 0.5);
```

You can use **rgba()** color codes:

- the first 3 values are for `rgb`
- the 4th value is for the `alpha` channel and defines the opacity of the color

The alpha value can go from zero **0** (transparent) to one **1** (opaque).

```
color: hsl(14, 100%, 53%);
```

You can use **hsl()** color codes:

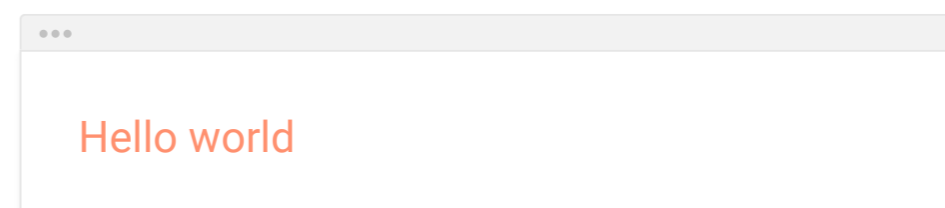
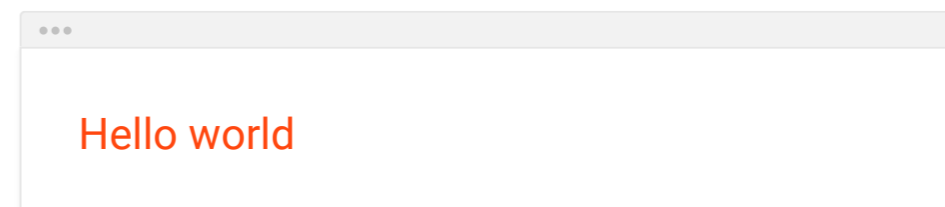
- the first value is for `hue` and can go from **0** to **359**
- the second value is for `saturation` and go from **0%** to **100%**
- the third value is for `luminosity` and go from **0%** to **100%**

```
color: hsla(14, 100%, 53%, 0.6);
```

You can use **hsl()a** color codes:

- the first 3 values are for `hsl`
- the 4th value is for the `alpha` channel and defines the opacity of the color

The alpha value can go from zero **0** (transparent) to one **1** (opaque).



font-family

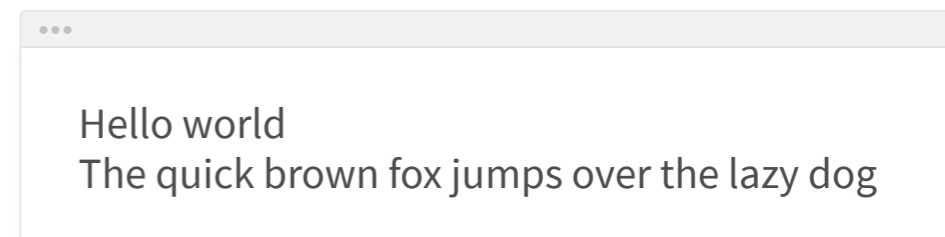
In collection: [Typography](#) [Permalink](#) [Share](#) [MDN](#)

```
font-family: "Source Sans Pro", "Arial", sans-serif;
```

When using **multiple** values, the `font-family` list of **font families** defines the **priority** in which the browser should choose the font family.

The browser will look for each family on the user's **computer** and in any **@font-face** resource.

The list is prioritized from **left to right**: it will use the first value if it's available, or go to the next one, until the end of the list is reached. The **default** font family is defined by the browser preferences.





```
font-family: serif;
```

The browser will use a **serif** font family: all characters have **stroke endings**.

```
font-family: sans-serif;
```

The browser will use a **sans-serif** font family: **no** character has stroke endings.

```
font-family: monospace;
```

The browser will use a **monospace** font family: all characters have the **same width**.

```
font-family: cursive;
```

The browser will use a **cursive** font family.

```
font-family: fantasy;
```

The browser will use a **fantasy** font family.

```
...
Hello world
The quick brown fox jumps over the lazy dog
```

```
...
Hello world
The quick brown fox jumps over the lazy
dog
```

```
...
Hello world
The quick brown fox jumps over the
lazy dog
```

```
...
Hello world
The quick brown fox jumps over the lazy
dog
```

```
...
Hello world
The quick brown fox jumps over the lazy dog
```

font-size

In collection: [Typography](#) [Permalink](#) [Share](#) [MDN](#)



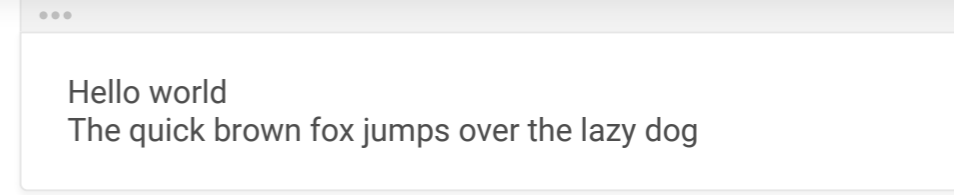
Grow sales with Mailchimp's Customer Journey Smarts. Starting at \$14.99/mo.

ads via Carbon

```
font-size: medium;
```

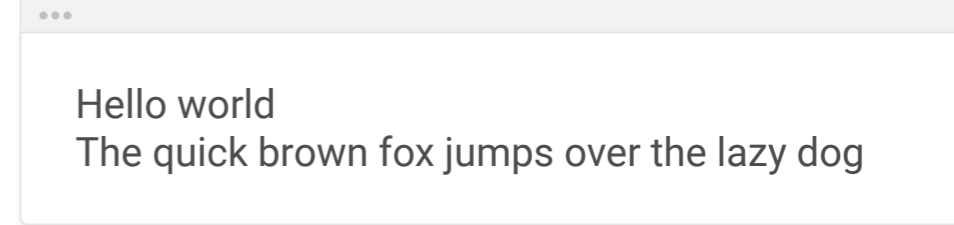
The text will use the browser's default **medium** size.

default



```
font-size: 20px;
```

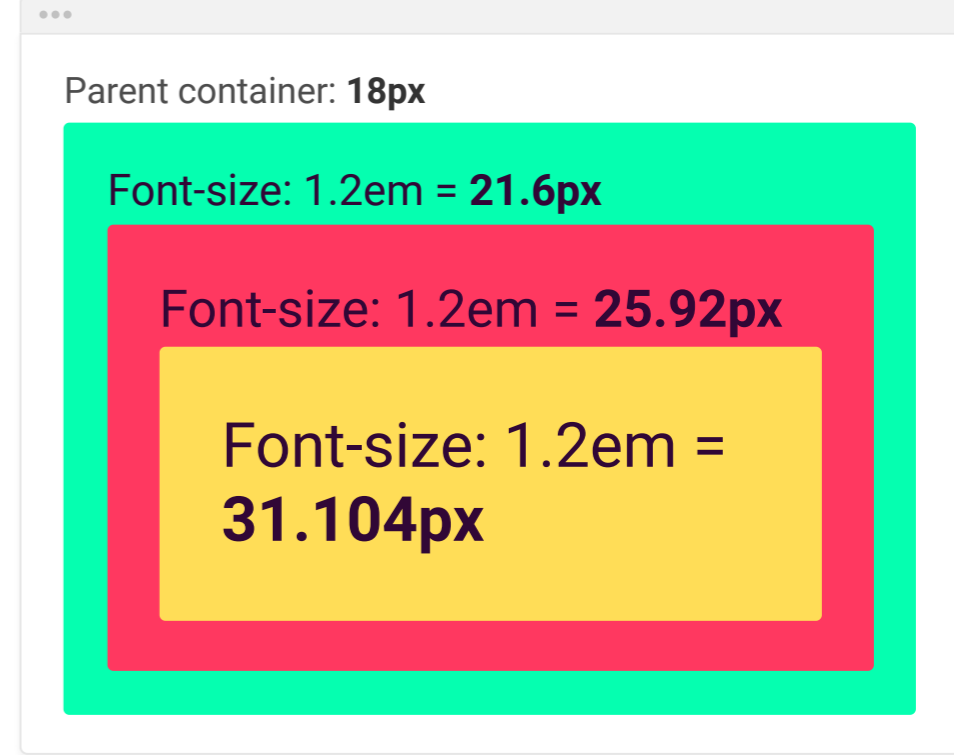
You can use **pixel** values.



```
font-size: 1.2em;
```

You can use **em** values.

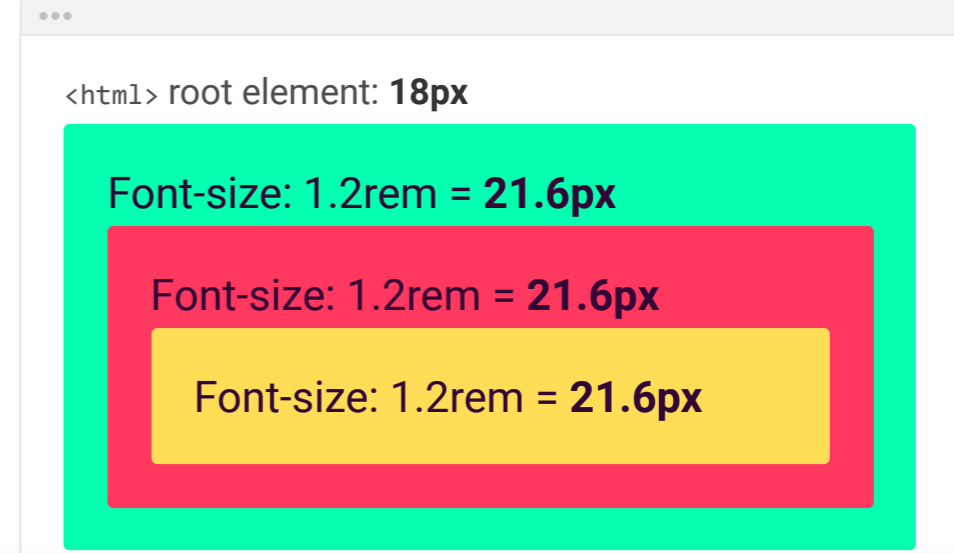
The value is **relative** to the **parent's** `font-size`. As a result, the value will **cascade** if used on child elements.



```
font-size: 1.2rem;
```

You can use **rem** values.

The value is **relative** to the **root element's** `font-size`, which is the `<html>` element. As a result, the value will **not** vary depending on the *depth* of the element in the HTML hierarchy, and will remain context independent.





Grow sales with Mailchimp's Customer Journey Smarts. Starting at \$14.99/mo.

ads via Carbon

```
font-size: 90%;
```

You can use **percentage** values. They act like em values.

The value is **relative** to the **parent's** `font-size`.

As a result, the value will **cascade** if used on child elements.

```
font-size: smaller;
```

You can use **relative keywords**. The value is relative to the **parent**.

The following are available:

- `larger`
- `smaller`

```
font-size: x-large;
```

You can use **absolute keywords**. The value is relative to the **root element** `<html>`.

The following are available:

- `xx-small`
- `x-small`
- `small`
- `medium`
- `large`
- `x-large`
- `xx-large`

Parent container: **18px**

Font-size: 90% = **16.2**

Font-size: 90% = **14.58px**

Font-size: 90% = **13.122px**

Parent container: **18px**

Font-size: smaller

Font-size: smaller

Font-size: smaller

`<html>` root element: **18px**

Font-size: x-large

Font-size: x-large

Font-size: x-large

font-style

In collection: [Typography](#) [Permalink](#) [Share](#) [MDN](#)

A free visual guide to CSS Created by [@jgthms](#)

Share

Star **4,261**

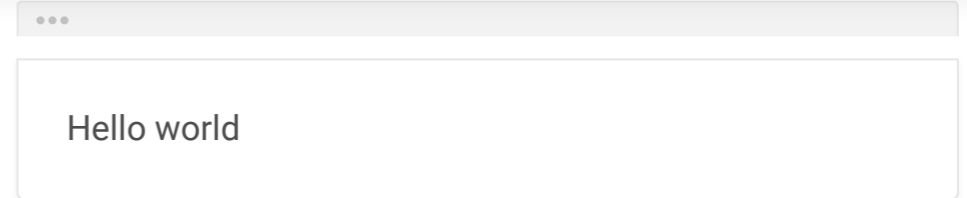
Search for a property

- color
- font-family
- font-size
- font-style
- font-variant
- font-weight
- font
- letter-spacing
- line-height
- text-align
- text-decoration
- text-indent
- text-overflow
- text-shadow
- text-transform
- white-space
- word-break

```
font-style: normal;
```


The text is **not** slanted.

default




```
font-style: italic;
```

Use the **italic** version of the font: the letters are slightly slanted.



```
font-style: oblique;
```

Use the **oblique** version of the font: the letters are more slanted than italic.



font-variant


Defines which glyph to use for each letter.

In collection: [Typography](#) [Permalink](#) [Share](#) [MDN](#)

```
font-variant: normal;
```

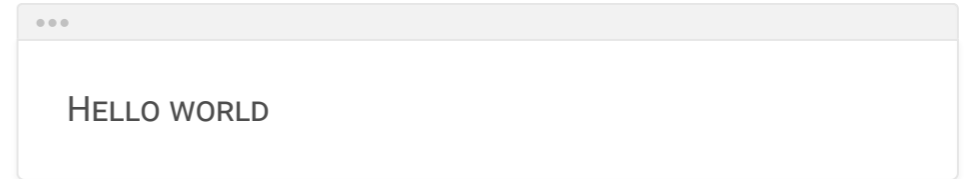
Each letter uses its **normal** glyph.

default



```
font-variant: small-caps;
```

Each letter uses its **small capitalized** version.



font-weight

Defines the weight of the text.

In collection: [Typography](#) [Permalink](#) [Share](#) [MDN](#)

```
font-weight: normal;
```

default



Grow sales with Mailchimp's Customer Journey Smarts. Starting at \$14.99/mo.

ads via Carbon

A free visual guide to CSS Created by @jgthms

Share

Star 4,261

```
font-weight: bold;
```

The text becomes **bold**.

```
font-weight: 600;
```

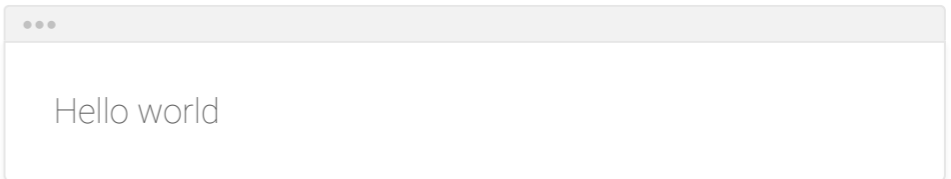

You can use **numeric** values. They all correspond to a particular **named weight**:

- **100** Thin
- **200** Extra Light
- **300** Light
- **400** Normal
- **500** Medium
- **600** Semi Bold
- **700** Bold
- **800** Extra Bold
- **900** Ultra Bold

If the font family doesn't provide the requested weight, it will use the closest available one.

```
font-weight: lighter;
```

You can use **relative** keywords: `lighter` or `bolder`. The browser will use the next available weight.



font

In collection: [Typography](#) [Permalink](#) [Share](#) [MDN](#)

Shorthand property for [font-style](#) [font-variant](#) [font-weight](#) [font-size](#) [line-height](#) and [font-family](#).

letter-spacing

In collection: [Typography](#) [Permalink](#) [Share](#) [MDN](#)

Defines the spacing between the characters of a block of text.



Grow sales with Mailchimp's Customer Journey Smarts. Starting at \$14.99/mo.

ads via Carbon

A free visual guide to CSS Created by [@jgthms](#)

Share [Twitter](#) [Facebook](#)

Star 4,261



Grow sales with Mailchimp's Customer Journey Smarts. Starting at \$14.99/mo.

ads via Carbon

```
letter-spacing: 2px;
```

You can use **pixel** values.

```
letter-spacing: 0.1em;
```

You can use **em** values: this allows the spacing to remain *relative* to the font-size.



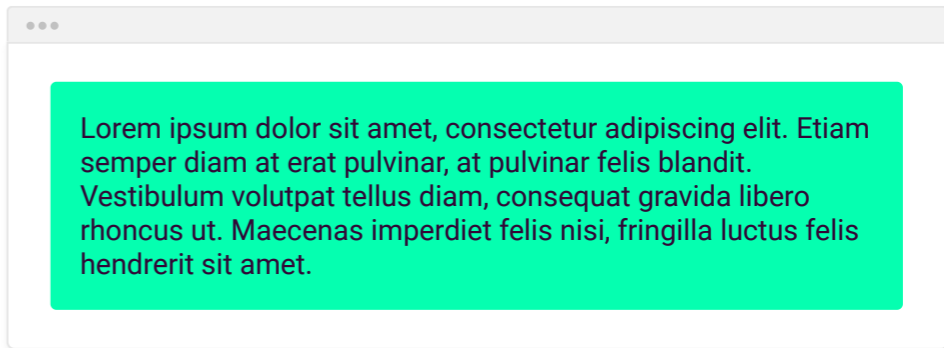
line-height

Defines the height of a single line of text.

```
line-height: normal;
```

Reverts to the **default** value of the browser.

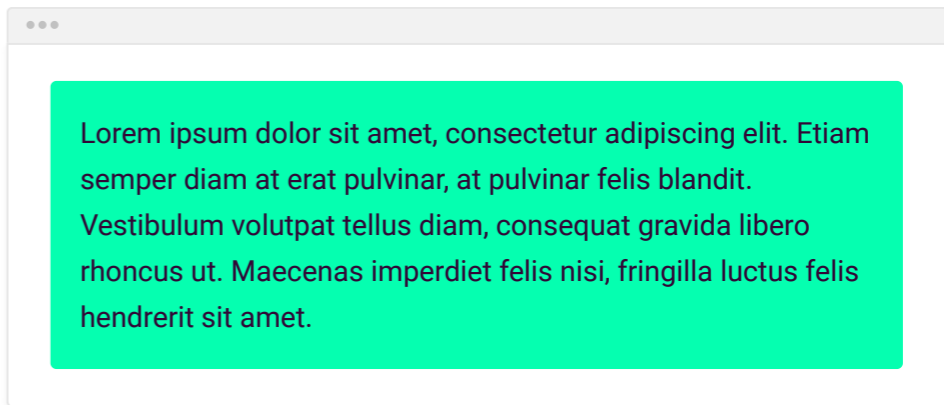
default



```
line-height: 1.6;
```

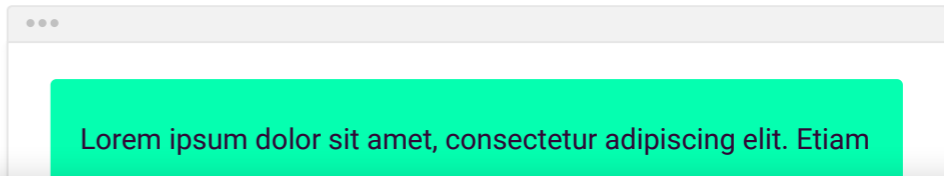
You can use **unitless** values: the line height will be relative to the font size.

recommended



```
line-height: 30px;
```

You can use **pixel** values.



In collections: [Box-Model](#) [Typography](#) [Permalink](#) [Share](#) [MDN](#)



Grow sales with Mailchimp's Customer Journey Smarts. Starting at \$14.99/mo.

ads via Carbon

```
line-height: 0.8em;
```

You can use **em** values: like with unitless values, the line height will be relative to the font size.

rhoncus ut. Maecenas imperdiet felis nisi, fringilla luctus felis hendrerit sit amet.

>Lorem ipsum dolor sit amet, consectetur adipiscing elit. Etiam semper diam at erat pulvinar, at pulvinar felis blandit. Vestibulum volutpat tellus diam, consequat gravida libero rhoncus ut. Maecenas imperdiet felis nisi, fringilla luctus felis hendrerit sit amet.

text-align

Defines how the text content of the element is horizontally aligned.

```
text-align: left;
```

The text content is aligned to the **left**.

```
text-align: right;
```

The text content is aligned to the **right**.

```
text-align: center;
```

The text content is **centered**.

In collection: [Typography](#) [Permalink](#) [Share](#) [MDN](#)

Hello world
Lorem ipsum dolor sit amet, consectetur adipiscing elit. Etiam semper diam at erat pulvinar, at pulvinar felis blandit. Vestibulum volutpat tellus diam, consequat gravida libero rhoncus ut.

Hello world
Lorem ipsum dolor sit amet, consectetur adipiscing elit. Etiam semper diam at erat pulvinar, at pulvinar felis blandit. Vestibulum volutpat tellus diam, consequat gravida libero rhoncus ut.

Hello world

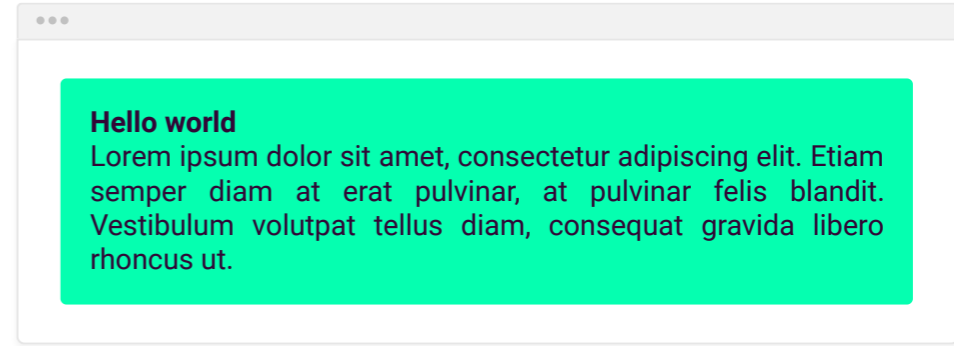
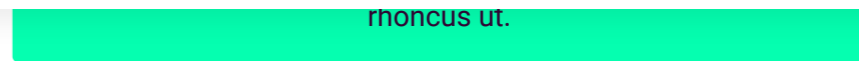


Grow sales with Mailchimp's Customer Journey Smarts. Starting at \$14.99/mo.

ads via Carbon

```
text-align: justify;
```

The text content is **justified**.



text-decoration


Defines how the text content of the element is decorated.

In collection: [Typography](#) [Permalink](#) [Share](#) [MDN](#)

```
text-decoration: none;
```


Removes any text decoration.

default



```
text-decoration: underline;
```

Underlines the text content.



text-indent

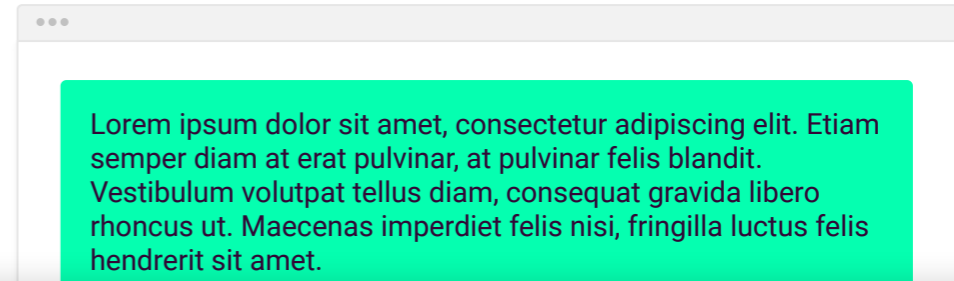
Defines the indentation of the element's first line of text.

In collection: [Typography](#) [Permalink](#) [Share](#) [MDN](#)

```
text-indent: 0;
```

The text is **not** indented.

default





Grow sales with Mailchimp's Customer Journey Smarts. Starting at \$14.99/mo.

ads via Carbon

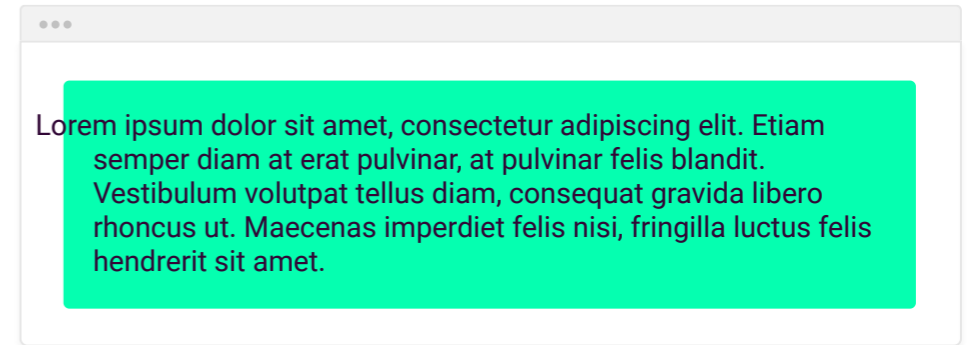
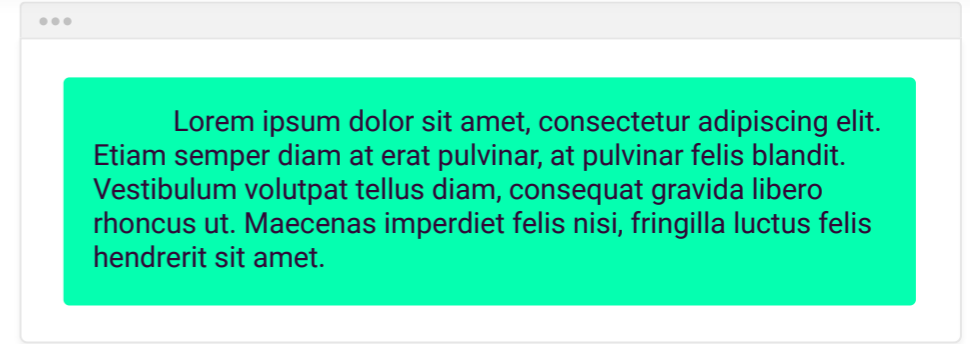
```
text-indent: 40px;
```

You can use **numeric values** like **pixels**, **(r)em**, **percentages**...

Notice how only the *first* line is indented.

```
text-indent: -2em;
```

You can also use **negative** values.



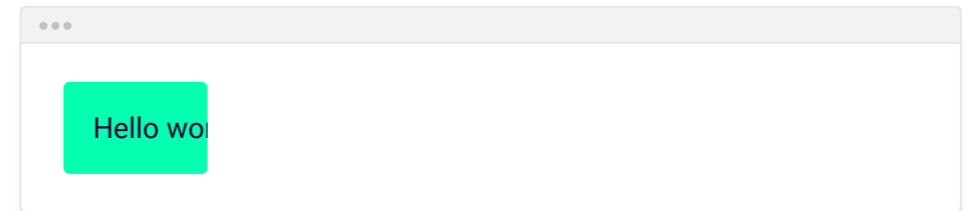
text-overflow

Defines how the hidden text content behaves if it's overflowing.

```
text-overflow: clip;
```

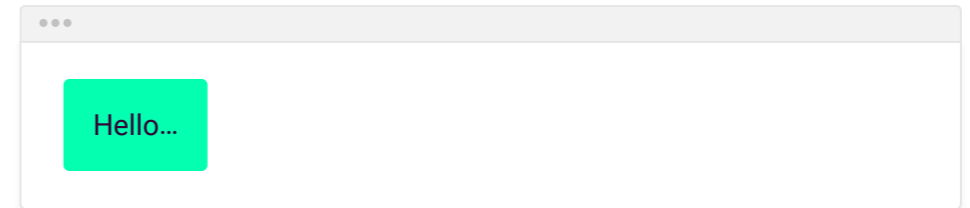
The text content is **clipped** and not accessible.

default



```
text-overflow: ellipsis;
```

The overflowing content is replaced by an **ellipsis**: ...



In collection: [Typography](#) [Permalink](#) [Share](#) [Can I use](#) [MDN](#)

text-shadow

Defines the shadow of the text content.

In collection: [Typography](#) [Permalink](#) [Share](#) [MDN](#)



Grow sales with Mailchimp's Customer Journey Smarts. Starting at \$14.99/mo.

ads via Carbon

```
text-shadow: none;
```

The text content has **no shadow**.

```
text-shadow: 2px 6px;
```

You need at least **two values**:

- the first is the *horizontal* offset
- the second is the *vertical* offset

The shadow color will be inherited from the text color.

```
text-shadow: 2px 6px red;
```

You can define a **color** as the *last* value.

As with `color`, you can use color names, hexadecimal, rgb, hsl...

```
text-shadow: 2px 4px 10px red;
```

The optional **third value** defines the **blur** of the shadow.

The color will be diffused across 10px in this example, from opaque to transparent.

Lorem ipsum dolor sit amet, consectetur adipiscing elit. Etiam
 semper diam at erat pulvinar, at pulvinar felis blandit. Vestibulum
 volutpat tellus diam, consequat gravida libero rhoncus ut.
 Maecenas imperdiet felis nisi, fringilla luctus felis hendrerit sit
 amet.

Lorem ipsum dolor sit amet, consectetur adipiscing elit. Etiam
 semper diam at erat pulvinar, at pulvinar felis blandit. Vestibulum
 volutpat tellus diam, consequat gravida libero rhoncus ut.
 Maecenas imperdiet felis nisi, fringilla luctus felis hendrerit sit
 amet.

Lorem ipsum dolor sit amet, consectetur adipiscing elit. Etiam
 semper diam at erat pulvinar, at pulvinar felis blandit. Vestibulum
 volutpat tellus diam, consequat gravida libero rhoncus ut.
 Maecenas imperdiet felis nisi, fringilla luctus felis hendrerit sit
 amet.

Lorem ipsum dolor sit amet, consectetur adipiscing elit. Etiam
 semper diam at erat pulvinar, at pulvinar felis blandit. Vestibulum
 volutpat tellus diam, consequat gravida libero rhoncus ut.
 Maecenas imperdiet felis nisi, fringilla luctus felis hendrerit sit
 amet.

text-transform

Defines how the text content should be transformed.

In collection: [Typography](#) [Permalink](#) [Share](#) [MDN](#)



Removes any text transformation: the text will appear the same as in the HTML code.

```
text-transform: capitalize;
```

Turns the **first letter** of each word into a **capital** letter.

```
text-transform: uppercase;
```

Turns **all letters** into **capital** letters.

```
text-transform: lowercase;
```

Turns **all letters** into **lowercase** letters.

Hello world!

Lorem ipsum dolor sit amet, consectetur adipiscing elit. Etiam semper diam at erat pulvinar, at pulvinar felis blandit. Vestibulum volutpat tellus diam, consequat gravida libero rhoncus ut. Maecenas imperdiet felis nisi, fringilla luctus felis hendrerit sit amet.

Hello World!

Lorem Ipsum Dolor Sit Amet, Consectetur Adipiscing Elit. Etiam Semper Diam At Erat Pulvinar, At Pulvinar Felis Blandit. Vestibulum Volutpat Tellus Diam, Consequat Gravida Libero Rhoncus Ut. Maecenas Imperdiet Felis Nisi, Fringilla Luctus Felis Hendrerit Sit Amet.

HELLO WORLD!

LOREM IPSUM DOLOR SIT AMET, CONSECTETUR ADIPISCING ELIT. ETIAM SEMPER DIAM AT ERAT PULVINAR, AT PULVINAR FELIS BLANDIT. VESTIBULUM VOLUTPAT TELLUS DIAM, CONSEQUAT GRAVIDA LIBERO RHONCUS UT. MAECENAS IMPERDIET FELIS NISI, FRINGILLA LUCTUS FELIS HENDRERIT SIT AMET.

hello world!

lorem ipsum dolor sit amet, consectetur adipiscing elit. etiam semper diam at erat pulvinar, at pulvinar felis blandit. vestibulum volutpat tellus diam, consequat gravida libero rhoncus ut. maecenas imperdiet felis nisi, fringilla luctus felis hendrerit sit amet.



white-space

Defines how the element's white space is handled.

`white-space: normal;`

Sequences of spaces are combined into one.
Line breaks are ignored.
The text content is wrapped.

`white-space: nowrap;`

Sequences of spaces are combined into one.
Line breaks are ignored.
The text content is **not** wrapped and remains on a **single line**.

`white-space: pre;`

The white space is **exactly preserved**.

- Sequences of spaces are preserved
- Lines break only on new lines and `
`

`white-space: pre-wrap;`

The white space is **mostly preserved**.

- Sequences of spaces are preserved
- Lines break on new lines, `
`, but also when reaching the end of the element

`white-space: pre-line;`

Only **new lines** are preserved.

- Sequences of spaces are **combined** into one
- Lines break on new lines, `
`, but also when reaching the end of the element

default

```
#parent .selector ul li
blockquote{ color: red; font-size: 1rem; }
```

```
#parent .selector ul li blockquote{ color: red; font-size: 1rem; }
```

```
#parent .selector ul li blockquote{ color: red; font-size: 1rem; }
```

```
#parent .selector ul li
blockquote{ color: red; font-size: 1rem; }
```

```
#parent .selector ul li
blockquote{ color: red; font-size: 1rem; }
```

word-break



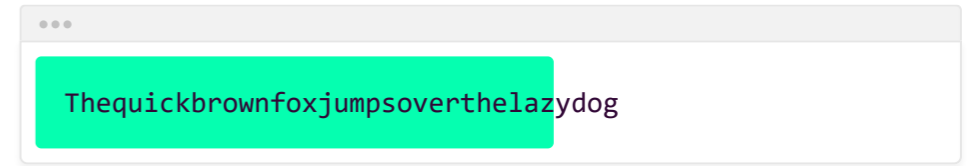
Grow sales with Mailchimp's Customer Journey Smarts. Starting at \$14.99/mo.

ads via Carbon

```
word-break: normal;
```

default

Words with no space will **not** break. Sequences of uninterrupted characters will be displayed on a single line.



```
word-break: break-all;
```

Words with no space will **break** as soon as they reach the end of a line.



word-spacing

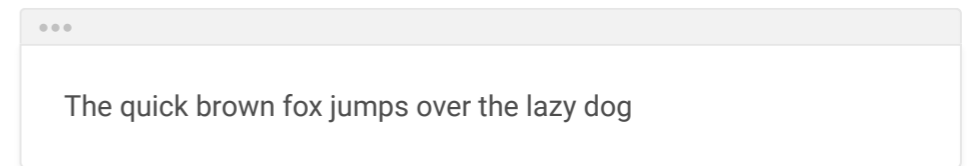
In collection: [Typography](#) [Permalink](#) [Share](#) [MDN](#)

Defines the spacing between words of a block of text.

```
word-spacing: normal;
```

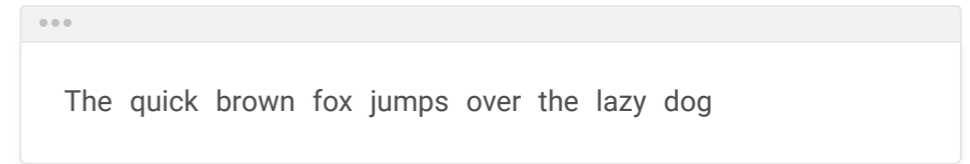
default

The spacing between the characters is **normal**.



```
word-spacing: 5px;
```

You can use **pixel** values.



```
word-spacing: 2em;
```

You can use **em** values: this allows the spacing to remain *relative* to the font-size.

